



Welch Allyn Spot™ Vision Screener



An easy-to-use portable photorefractor that accurately identifies refractive errors and ocular misalignment in children and adults.



WelchAllyn®

Spot Vision Screener is an accurate, cost-effective exam tool for today's eye care professional.

"I Love Spot. I take it between my two offices and use it on many patients per day. It's very fast and easy to use....it's priceless."

Dr. Bill Kegerize, Optometrists, Genoa Family Eye Care, Oregon, OH



Spot Vision Screener helps to overcome the challenges of today's eye care practices...

Respond to the increasing demand of an ageing population

Maintain practice flow when treating patients with limited mobility and disabilities

Treat more demand patients, in some case with fewer eye care specialists

Offer more differentiated care in a highly regulated and competitive sector

...with a smart solution to help optimize your workflow!



Perfect Tool for Baseline Eye Exam



No Eye Dilatation Required

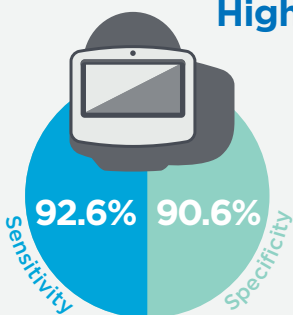


Easy to Use, Minimal Training Required



Screen Patients in Seconds, Anywhere

Clinically Proven to Have High Accuracy



A clinical study has shown Spot Vision Screener to have 92.6% sensitivity and 90.6% specificity.¹

Clinically Proven to Have High Success Rate



Spot Vision Screener has been shown to have a high success rate, capturing readings 97% of the time.²

Experience the Difference

Spot Vision Screener

Fast and efficient vision screening in just seconds.



Capabilities

- Ideal for patients from 6 months of age through adult, non-verbal patients, children and patients with disabilities
- Screen patients of all ages without dilation (6 months to seniors)
- Measures pupils down to 4 mm



Better Screening Experience

- Auto capture technology for instant results
- Intuitive, on-screen instruction guides user through the process
- Touchscreen display is easy to operate
- Portable, goes anywhere you go



Versatile

- Spherical equivalent range measures +/- 7.50D
- Refracts monocular or binocular (SE, DS, DC, axis)
- Option for +/- cyl convention
- Simultaneous binocular readings in a single shot
- Automated screening provides thorough, objective and easy-to-understand results



Consistent Complete Results

- Quick and noninvasive
- On-screen results of both eyes displayed in seconds
- Has been shown to capture readings 97% of the time²
- Print results to a desktop or label printer using a WiFi® connection
- Results sent directly to the EMR with a connected workflow



Spot Vision Screener can help you save precious time and improve patient care in your practice.

Here's what Spot Vision Screener can detect:

Myopia

Near-sightedness

Hyperopia

Far-sightedness

Anisometropia

Unequal refractive power

Astigmatism

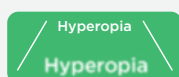
Blurred vision, eye structure problem

Strabismus

Eye misalignment

Anisocoria

Unequal pupil size




Astigmatism



Easy export of data for improved documentation and patient care



USB port



Customized patient report



Printed label report



Results can be sent directly to EMR

Ordering Information:

- VS100-2** Spot Vision Screener, EU power supply and cord, wrist strap
- VS100-4** Spot Vision Screener, UK power supply and cord, wrist strap
- VS100S-2** Spot Vision Screener, EU power supply and cord, wrist strap and carry case
- VS100S-4** Spot Vision Screener, UK power supply and cord, wrist strap and carry case

ACCESSORIES

- 10644** Spot Vision Screener Carry Case

Sources:

1. Evaluation of the Spot Vision Screener in young children in Costa Rica. J AAPOS. 2015 Oct;19(5):441-4. doi: 10.1016/j.jaapos.2015.08.002
2. Accuracy of the Spot and Plusoptix photoscreeners for detection of astigmatism; 2015, Mabel Crescioni, JD, DrPH, Joseph M. Miller, MD, MPH, and Erin M. Harvey, PhD

For more information on how to improve patient outcomes and help save vision in children and adults contact your local Welch Allyn representative. Learn more at emeai.welchallyn.com



Spot Vision Screener Microsite

Welch Allyn EMEA Customer Care
IDA Business Park - Johnstown
Navan, County Meath, Ireland
(p) +353 46 906 7700
europa@welchallyn.com

EMEAI.WELCHALLYN.COM



WelchAllyn®

Hill-Rom®

©2018 WELCH ALLYN, INC. ALL RIGHTS RESERVED. DOC. NO: SM4193-EU-R1 MC15452 2019-03

The Spot Vision Screener is intended to produce optical images that can help identify refractive errors and ocular misalignments by detecting special light reflexes from each eye during screening. The Spot Vision Screener evaluates these light reflexes from the retina to estimate refractive error. It also estimates pupil size, pupil distance and eye gaze deviation. It is intended for use on subjects six months of age through adults. Medical device (93/42/EEC); Class I(m). Manufacturer: Welch Allyn, Inc., 4341 State Street Road, Skaneateles Falls, NY 13153 USA. EC Rep: Welch Allyn Limited, Navan Business Park, Dublin Road, Navan, County Meath, Republic of Ireland. This medical device is a regulated health product which, pursuant to such regulation bears a CE mark. Welch Allyn recommends that you carefully read the detailed instructions for safe and proper use included in the documents accompanying the medical device. The personnel of healthcare establishments are responsible for the proper use and maintenance of these medical devices. Welch Allyn reserves the right to make changes without notice in design, specifications and models. The only warranty Welch Allyn makes is the express written warranty extended on the sale of its products.