


<b>Document Description:</b> VS100 SW Release 3.0.05.00	<b>Document Number:</b> 20014584 <b>Version:</b> A
	
Printed or electronic versions of this document not accessed directly from the designated Welch Allyn Controlled Quality Information System are For Reference Only.	

## *Technical Service Bulletin*

<b>Product:</b>	SPOT VISION SCREENER	<b>Date:</b>	2017-08-30
<b>Subject:</b>	Software Version 3.0.05.00 Release		
<b>HW Version(s) Affected:</b>	30028, 411370	<b>SW Version(s) Affected:</b>	N/A
<b>Serial Numbers Affected:</b>	27419 and greater for product manufactured in the US (411370)	<b>Lot or Date Code Affected:</b>	N/A


<b>Classification:</b>	As Needed		
<b>Distribution:</b>	<input checked="" type="checkbox"/> Customer Care	<input checked="" type="checkbox"/> Product Service	<input checked="" type="checkbox"/> Field Service
	<input type="checkbox"/> ASPs	<input type="checkbox"/> Distributors	<input type="checkbox"/> Customers
	<input checked="" type="checkbox"/> Company Confidential		

THIS DOCUMENT CONTAINS CONFIDENTIAL INFORMATION

It can be distributed or made available to only those individuals, companies, and organizations which have current Welch Allyn Confidentiality Agreements, and have a need to know.

**Training Required:**     Yes     No

**Summary:**    This production software 3.0.05.00 (SWF# 50012276). has been released for production in the US and for product service use. Customers can download this new software version 3.0.05.00 from the Welch Allyn website.

<b>Document Description:</b> VS100 SW Release 3.0.05.00	<b>Document Number:</b> 20014584 <b>Version:</b> A
	
Printed or electronic versions of this document not accessed directly from the designated Welch Allyn Controlled Quality Information System are For Reference Only.	

**Overview:** The changes from software version 3.0.04.07 to 3.0.05.00 are the following:

Item	Visual Studio-ID	Description of change
1	1034	Remote Web Service API for Exam Management
2	2394	VS100CR supports printing all languages on Brother QL720NW
3	3815	<b>Date Reset Issue (CAPA02576):</b> The change is that the software now prevents the device usage if the date defaults (because of a depleted coin cell battery). See <i>Screen Shots for reference below.</i>
4	4192	<b>Monocular Screening Improvements:</b> The VS100 will now calculate a valid exposure time for monocular exams.

Note: A user can go from any previous software version to software version 3.0.05.00

**Action:**

**Service Repair:**

- The tools used for Service and Repair, 20021342 - TOOL W/ SPOT SW (CR) shall be updated to the latest version of software version 3.0.05.00 (SWF# 50012276). Refer to 70028218 for instructions.
- All SPOT Vision Screener Exchange devices (Material number-30028-EX) shall be updated to the latest version of software version 3.0.05.00 prior to being sent out as a replacement for the customer device.
- All Repair and Return devices shall be updated to the latest version of software (3.0.05.00) at no charge before being sent back to the customer. The installed SW version can be determined on the device, by going to the Tools screen and selecting the "About" button.


**Sales/Field Service:**

- Download and install the latest software from the web for your VS100. *The URL is found below.*

**Customer Care:**

- For SPOT Vision Screener customer complaints pertaining to model VS100CR, ask the customer for the device S/N and SW version. This information resides on the device (go to the Tools Screen and click on the "About" button). If the software version is 3.X.XX.XX, inform the customer that software version 3.0.05.00 can be downloaded from the Welch Allyn website. The URL for the download is:  
<http://www.welchallyn.com/content/welchallyn/americas/en/service-support/software-downloads/svs-spot-download.html>.

THIS INFORMATION IS THE PROPERTY OF WELCH ALLYN, INC. AND AS SUCH SHALL NOT BE REPRODUCED, COPIED, OR USED AS A BASIS FOR THE MANUFACTURE OR SALE OF EQUIPMENT OR DEVICES WITHOUT THE EXPRESS WRITTEN PERMISSION OF WELCH ALLYN, INC.

<b>Document Description:</b> VS100 SW Release 3.0.05.00	<b>Document Number:</b> 20014584 <b>Version:</b> A
	
Printed or electronic versions of this document not accessed directly from the designated Welch Allyn Controlled Quality Information System are For Reference Only.	

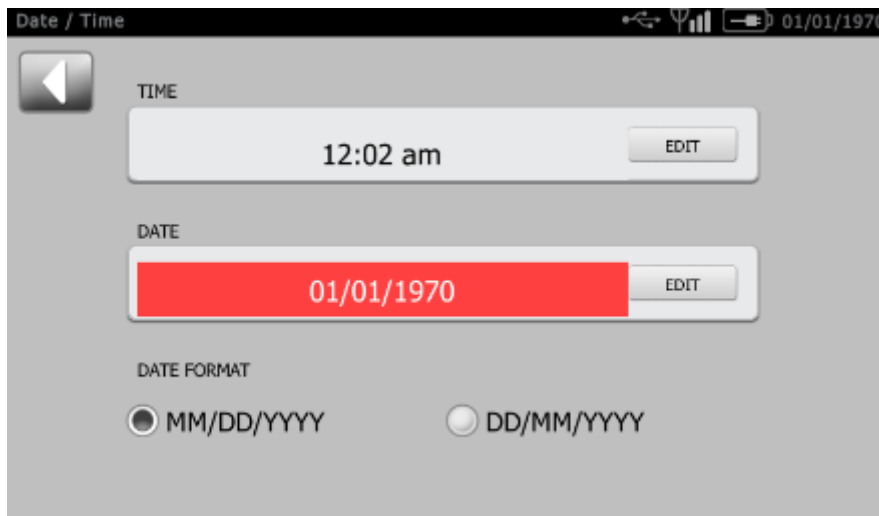
- The new Remote Web Service API for Exam Management will not require customer support, at this phase of introduction. Key partners will be engaged and managed by regional EMR teams, Product Management and R&D. If calls arise, use the standard escalation process to route the calls. (WI-17206834).
- Review the screenshots for reference as shown below.

**Screenshots for Reference:**


**Item 3: ID: 3815 Date Reset Issue**

The screen below is what will be displayed when the system boots up and detects if the date read from the RTC is less than the software build date that is displayed in the bottom right corner of the about screen.

1. An example of an invalid date is shown below. Note here that the text is highlighted red and there is no navigation button in the top right corner of the screen. The user is not able to proceed to the home screen until a valid date is entered. (Note: The user needs to select one of the two date formats.)



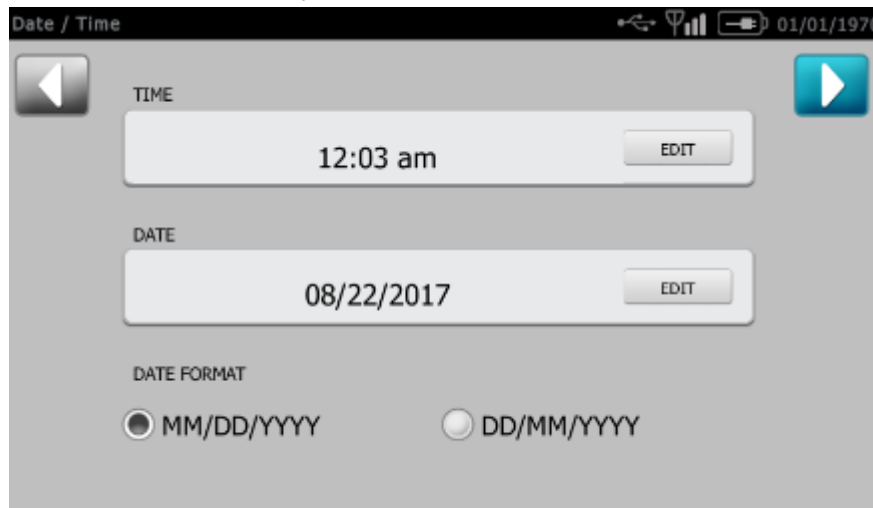
THIS INFORMATION IS THE PROPERTY OF WELCH ALLYN, INC. AND AS SUCH SHALL NOT BE REPRODUCED, COPIED, OR USED AS A BASIS FOR THE MANUFACTURE OR SALE OF EQUIPMENT OR DEVICES WITHOUT THE EXPRESS WRITTEN PERMISSION OF WELCH ALLYN, INC.

<b>Document Description:</b> VS100 SW Release 3.0.05.00	<b>Document Number:</b> 20014584 <b>Version:</b> A
	
Printed or electronic versions of this document not accessed directly from the designated Welch Allyn Controlled Quality Information System are For Reference Only.	


- Shown below is a screenshot showing the entry of a valid date. Note that the "OK" button and the arrow on the right advances to the date/time screen.



- Shown below is date/time screen after entering a valid date. Upon selection of the navigation arrow on the right, the next screen will be the home screen and the device is now ready for use.



THIS INFORMATION IS THE PROPERTY OF WELCH ALLYN, INC. AND AS SUCH SHALL NOT BE REPRODUCED, COPIED, OR USED AS A BASIS FOR THE MANUFACTURE OR SALE OF EQUIPMENT OR DEVICES WITHOUT THE EXPRESS WRITTEN PERMISSION OF WELCH ALLYN, INC.

<b>Document Description:</b> VS100 SW Release 3.0.05.00	<b>Document Number:</b> 20014584 <b>Version:</b> A
	
Printed or electronic versions of this document not accessed directly from the designated Welch Allyn Controlled Quality Information System are For Reference Only.	

--

Version	Sec, Pg, Para Changed	Change Made	Date Version Created	Version Created By (initials)
A	N/A	Initial Release	2017-08-30	MSK

THIS INFORMATION IS THE PROPERTY OF WELCH ALLYN, INC. AND AS SUCH SHALL NOT BE REPRODUCED, COPIED, OR USED AS A BASIS FOR THE MANUFACTURE OR SALE OF EQUIPMENT OR DEVICES WITHOUT THE EXPRESS WRITTEN PERMISSION OF WELCH ALLYN, INC.		
FCD-1482 Rev K	Parent: WI-17206803	5