



Document Description: PROBP 2400 CUFF MAY CAUSE INACCURATE BP	Document Number: 80021787 Version: B
	
Printed or electronic versions of this document not accessed directly from the designated Welch Allyn Controlled Quality Information System are For Reference Only.	


<h2 style="margin: 0;"><i>Customer Service Bulletin</i></h2>	
Product: ProBP 2400	Date: 2016-10-28
Subject: Troubleshooting inaccurate (high) BP complaint caused by Misaligned Bladder	
HW Version(s) Affected: All	SW Version(s) Affected: N/A
Serial Numbers Affected: N/A	Lot or Date Code Affected: All
Classification: As Needed	
Distribution: <input checked="" type="checkbox"/> Customer Care <input checked="" type="checkbox"/> Product Service <input type="checkbox"/> Field Service <input type="checkbox"/> ASPs <input type="checkbox"/> Distributors <input checked="" type="checkbox"/> Customers (as needed to assist in troubleshooting) <input type="checkbox"/> Company Confidential	
Training Required: <input type="checkbox"/> Yes <input checked="" type="checkbox"/> No	
Summary: Improperly installed cuff bladder can result in inaccurate BP readings.	

In instances where suspected inaccurate (high) BP readings are found by using the ProBP 2400 Digital NIBP device, customers should check the blood pressure cuff bladder to make certain it is laying properly inside the cuff sleeve.

It has been determined that a BP cuff with a folded bladder can result in an inaccurately high BP reading.

The bladder can be accessed from the top seam of the cuff just above the artery marker. A properly installed bladder should lay flat filling the entire pocket of the cuff sleeve. (See photos on Page 2).



Document Description: PROBP 2400 CUFF MAY CAUSE INACCURATE BP	Document Number: 80021787 Version: B
	
Printed or electronic versions of this document not accessed directly from the designated Welch Allyn Controlled Quality Information System are For Reference Only.	


(Witness line hinting at bladder issue)

(Access to bladder)

Dissected cuff shown below for illustrative purposes only
DO NOT CUT CUFF MATERIAL
to aid in troubleshooting or bladder repositioning



(Dissected cuff showing folded bladder)



(Unfolded bladder)

Issue applies to all sizes of two-piece (cuff and bladder) ProBP 2400 blood pressure cuffs:

- REUSE-09-2400
- REUSE-11-2400
- REUSE-12-2400
- REUSE-12L-2400

THIS INFORMATION IS THE PROPERTY OF WELCH ALLYN, INC. AND AS SUCH SHALL NOT BE REPRODUCED, COPIED, OR USED AS A BASIS FOR THE MANUFACTURE OR SALE OF EQUIPMENT OR DEVICES WITHOUT THE EXPRESS WRITTEN PERMISSION OF WELCH ALLYN, INC.